



Kentucky Foster Youth Aged-Out Outcomes

Technical Notes

The Foster Youth Aged-Out Outcomes report is produced by the Kentucky Center for Statistics (KYSTATS) and the Cabinet for Health and Family Services (CHFS) utilizing data from the Kentucky Longitudinal Data System (KLDS). Data sources leveraged for this report include data from: The Cabinet for Health and Family Services (CHFS), The Council on Postsecondary Education (CPE), Department of Corrections (DOC), Kentucky Department of Education (KDE), Kentucky Longitudinal Data System (KLDS), and Unemployment Insurance (UI).

Occasionally, data from one source will not conform to data from another source because of differences in student cohorts, how variables are defined, how variables are calculated, the treatment of missing data, and other factors. This means that data published in this report may not be comparable to data published in other reports. For specific details about metric formulas, please refer to Appendix A. Some values are redacted to preserve individual privacy and conform to state laws. Redaction rules can be found in Appendix B.

The dashboard is divided into two sections. Data for the dashboard has been filtered to those exiting foster care between State Fiscal Year (SFY) 2015-2022. The first section highlights the characteristics of individuals who were in foster care, including gender, age at exit, adoption status, and race. The second section focuses on outcomes for these individuals by age 22. This section has been filtered to individuals that were age 22 by SFY 2023. The first four metrics provide a high-level overview of their outcomes, defined by whether they ever qualified prior to age 22. The bottom four metrics are broken down by age at exit or adoption status, which can be adjusted using a filter. GED or high school diploma recipients and postsecondary enrollments are tracked for any time prior to age 22, while employment and annual wages are measured specifically at age 22.



Kentucky Foster Youth Aged-Out Outcomes



The Kentucky Foster Youth Aged-Out Outcomes Dashboard is a dynamic tool that allows users to explore demographic and outcome metrics for those that exited foster care between 2015-2022 state fiscal year. This dashboard is powered by the Kentucky Center for Statistics. Those using screen readers may need to click the enter key to select options in filters. This dashboard is best viewed on a desktop computer. If you have any questions regarding accessibility, please contact kystats@ky.gov. Follow us @KYSTATS on social media.

An alternative, accessible format in Excel is available for download here:

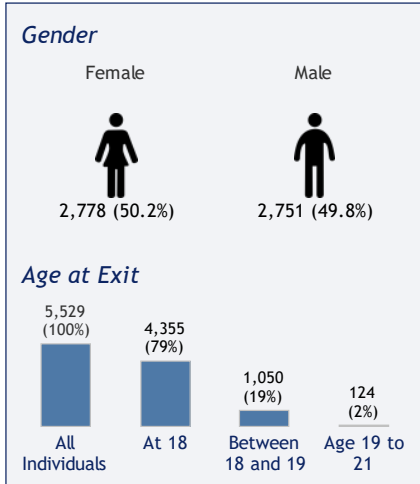
<https://kystats.ky.gov>

Technical documentation in PDF format can be found here:

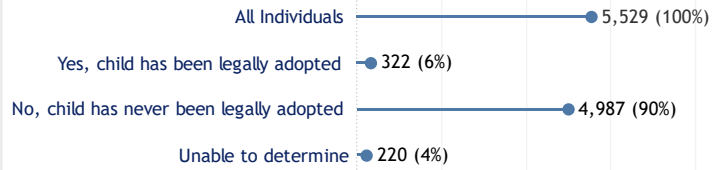
<https://kystats.ky.gov>

What are the characteristics of those that exited Foster Care?

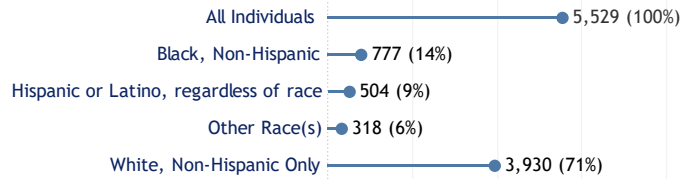
Data are for individuals that exited foster care between 2015-2022 state fiscal year (SFY).



Child Ever Adopted



Race



By age 22, what are the outcomes for those previously in Foster Care?

Data are for individuals that exited foster care between 2015-2022 SFY and were age 22 by SFY 2023.

Ever Incarcerated




KTAP Recipient



SNAP Recipient



Postsecondary Degree Recipient

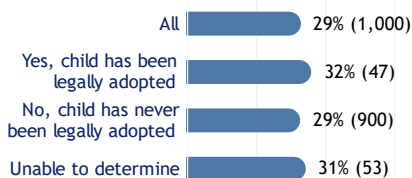


Filter by Age at Exit or Child Ever Adopted
Child Ever Adopted


What percent earned a GED or high school diploma by age 22?



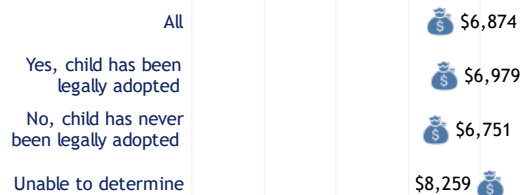
What percent enrolled in postsecondary education by age 22?



What percent were employed at age 22?



Annual median wage at age 22 for those employed



APPENDIX A: METRIC FORMULAS

Data Sources:

Cabinet for Health and Family Services (CHFS) - Department for Community Based Services (DCBS): The department provides family support; child care; child and adult protection; eligibility determinations for Medicaid and food benefits. To KYSTATS, they provide data from the KYHealth system as well as comprehensive information on Supplemental Nutrition Assistance Program (SNAP) Employment and Training (also known as SNAP E&T), the Kentucky Transitional Assistance Program (KTAP), and data about child care programs from the Division of Child Care.

KYHealth is a comprehensive, transformative program that empowers Kentuckians to improve their health and well-being, while making sure Medicaid is financially sustainable. The SNAP E&T program helps individuals get jobs through job search, training, education, or work program activities. By offering these experiences, the SNAP E&T program promotes self-sufficiency and reduces reliance on SNAP benefits.

KTAP is the monetary assistance program established using federal funds from the Temporary Assistance for Needy Families (TANF) grant. KTAP provides financial and medical assistance to needy dependent children in Kentucky and the parents or relatives with whom the children live. KTAP also helps families find jobs or get training that leads to a job.

Council on Postsecondary Education (CPE): Provides data from the Kentucky Postsecondary Education Data System (KPEDS). This system contains comprehensive information on postsecondary enrollments, coursework, grades, and degrees earned for all in-state postsecondary students that attend one of the following institution types: 4-Year Private (Independent), 2-Year Public (KCTCS), 4-Year Public Comprehensive, and 4-Year Public Research. In-state proprietary and out-of-state institutions are not included in this data system.

Department of Corrections (DOC) - Office of Research and Legislative Services: Provides data from the Kentucky Department of Corrections. This system contains comprehensive information on clients and inmates, internal and external movements, activities, education history, incarceration and release dates, sentencing, demographics, and individuals on active probation and parole supervision by county.

Kentucky Department of Education (KDE): KDE provides statistics and pertinent facts about schools and education in Kentucky including racial breakdowns, attendance, and graduation rates. KDE provides information on public PK-12 teachers and students.

Kentucky Longitudinal Data System (KLDS): KYSTATS collects and links data to evaluate education and workforce efforts in the Commonwealth. These data are maintained by KYSTATS in Kentucky's statewide longitudinal data system (KLDS). Information is only attributed to the KLDS when it is derived from multiple data sources through a series of primacy rules. All other data maintained within the KLDS are attributed to the original data source.

Unemployment Insurance (UI): This system contains information on all wages and employment covered by the Kentucky Department of Labor Unemployment Insurance System. This is estimated to cover 90% of employment in Kentucky. Annualized wages are based on the Federal Fiscal Year (FFY), which runs from October 1st through September 30th. For instance, the 2018 FFY encompasses the time period of October 1, 2017, through September 30, 2018.

Metrics:

Gender - the number of foster care individuals by gender

Source: KLDS

Data Element: MasterPerson: *CEDS_Gender*

Child Ever Adopted - the number of foster care individuals that were ever adopted.

Source: CHFS

Data Element: CHFS_AFCARS_FC: *Previous_Adopted*

Race - the number of foster care individuals by race.

Source: KLDS

Data Element: MasterPerson: *CEDS_Race*

Age at Exit - the number of foster care individuals by age at exit

Source: KLDS

Data Element: MasterPerson: *MasterPerson_Birthyear, MasterPerson_BirthMonth*

KTAP - The enrollments of those who have received Kentucky Transitional Assistance Program (KTAP) services. Kentucky Transitional Assistance Program (KTAP) is the monetary assistance program established using federal funds from the Temporary Assistance for Needy Families block grant.

Source: CHFS

Data Element: SNAP_TANF_Annual: *Member_Program_Code = 'KTAP'*

SNAP - The enrollments of those who have received Supplemental Nutrition Assistance Program (SNAP) services. SNAP provides nutrition benefits to supplement the food budget of needy families so they can purchase healthy food and move towards self-sufficiency.

Source: CHFS

Data Element: SNAP_TANF_Annual: *Member_Program_Code = 'SNAP'*

Incarcerated - Those who have been detained in a correctional facility.

Source: DOC

Data Element: Corr_InmateProfile: *CurrentIncarcBeginDate*

Postsecondary Degree Recipient: Attainment of any postsecondary degree prior to age 22.

Data Sources: CPE

Data Elements: KPEDS_Degree: *KPEDS_Degree_Year, KPEDS_DegreeLevelShortDesc*

GED or High School Diploma Recipient: The percentage of individuals who ever received a GED or High School diploma.

Data Sources: Adult Education, KDE

Data Elements: AE_Data: *AE_GEDStatus = '1'*, KDE: *IC_ReportedGraduated*

Postsecondary Enrollment: The percentage of individuals who ever enrolled in a postsecondary program.

Data Sources: KDE, CPE

Data Elements: KPEDS_Enrollments; KPEDS_Institution

Employment: Individuals are considered employed if they acquire any in-state UI covered wages during the requisite SFY.

Data Source: UI

Data Elements: UI_Wages_Annualized: *SFY, sumWages*

Annual Wages Total individual wage is determined by summing all in-state UI covered wages acquired by an individual during the appropriate SFY.

Data Source: UI

Data Elements: UI_Wages_Annualized: *SFY, sumWages*

APPENDIX B: REDACTION RULES

Redaction Rules

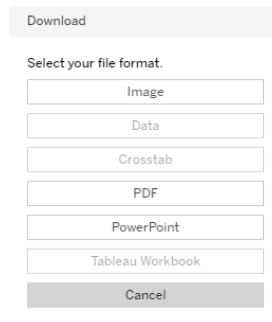
KYSTATS follows strict redaction and suppression guidelines to ensure the privacy of all individuals. The following rules were applied to the Foster Youth Dashboard report to redact or mask some of the data based on the small cell-size counts that could be used to identify individuals. In general, categories must have a base denominator of 10 to be present in the report. If two categories are exhaustive (ex: males and females) and either group has less than 10 students, both groups are redacted. All rules apply at the school, district, and state level. All graphs include data already presented in the report unless otherwise noted. If these data are redacted in the report, they are also redacted in any accompanying charts and graphs.

APPENDIX C: PRINTING

Printing - Download a dashboard to PDF



1. Click Download
2. On the Download screen - click PDF

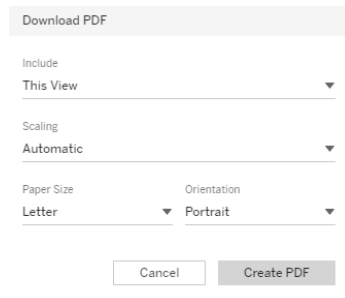


3. On the Download PDF screen. Set what you want to include, the scaling paper size, and orientation, **then click create PDF.**

This View under Include, prints the current page.

Specific sheets from this dashboard (the displayed page) allows you to select specific sheets.

Specific sheets from this workbook (select from all dashboards) allows you to select specific workbooks.



4. Once your PDF has been generated. Click **Download.**

